



### District Report Card: 2017


<b>State:</b> Jharkhand	<b>District:</b> Jamtara
<b>Class:</b> 3	<b>Subject:</b> Language
<b>Schools:</b> 61	<b>Students:</b> 945


### Participation/Coverage


#### Students

<div>GENDER</div> <div></div>	Boys		Girls	
	Number	%	Number	%
	458	48.47	487	51.53

<div>AREA</div> <div></div>	Rural		Urban	
	Number	%	Number	%
	898	95.03	47	4.97

<div>CATEGORY</div> <div></div>	SC		ST		OBC		GEN	
	Number	%	Number	%	Number	%	Number	%
	99	10.48	238	25.19	600	63.49	8	0.85

<div>CWSN</div> <div></div>	LD	VI	HI	S&LD	ID	Oth
	1	3	0	1	0	15

<div>Management</div> <div></div>	Government		Government-aided	
	Number	%	Number	%
	935	98.94	10	1.06

### Average Performance of Students in Language (%)

Overall	Gender		Area		Management		Social Group			
	Male	Female	Rural	Urban	Govt.	Aided	SC	ST	OBC	GEN
67.32	66.72	67.87	66.51	82.70	67.44	55.33	68.82	67.79	66.57	90.83

## Performance on Learning Outcomes (LOs)

Learning Outcomes	Description	Average Performance(%)
L304	Reads small texts with comprehension i.e., identifies main ideas, details, sequence and draws conclusions	69.04
L312	Reads printed scripts on the classroom walls: poems, posters, charts etc.	63.87

Range of Performance of Students who Answered Correctly							
Below 30%		30% - 50%		50% - 75%		Above 75%	
Number	%	Number	%	Number	%	Number	%
92	9.74	143	15.13	290	30.69	420	44.44

## Lowest Performing Learning Outcomes (LOs)

1 - Reads printed scripts on the classroom walls: poems, posters, charts etc. (63.87)

2 - Reads small texts with comprehension i.e., identifies main ideas, details, sequence and draws conclusions (69.04)